

MIRROR



Aid to the Church in Need

Annual report 2007

Aid to the Church in Need
PO Box 6245
Blacktown DC NSW 2148
Ph/Fax: 02 9679-1929
ABN: 62 418 911 594

Visit our website at
www.aidtochurch.org

Dear Friends,


“We always give too little if we give only material things.” This phrase from Pope Benedict XVI comes to my mind when I look at ACN’s balance sheet for last year.

These words appear in the Pope’s book on Jesus Christ. He is commenting on the parable of the Good Samaritan and encouraging us to retain an open heart towards the suffering of others. Does this not apply equally to us? Without any doubt. That is why, as I look at the figures, I give thanks for your generosity, but still more I am reminded of just how much we still have to do. Last year we received 8,157 requests for aid and were able to help with just 5,096 of them. Does this not also mean that we must open our hearts still further?

We are a pontifical charity. The Holy Father’s wish is for us a ‘command’ – a call to action, as Father Werenfried puts it in his testament. We are grateful for these ‘commands’, for they show us where God is waiting for us to dry his tears. This is much more than a matter of material goods or money; it is a matter of saving human souls. That is why we must take Christ to others. This is the pastoral foundation of our work. We – all of us together – fulfil this task when we help seminarians to understand more deeply their

vocation, when we provide religious Sisters with the means they need for catechesis or for their work with young people, when we help parishes to build a church where they can live from the Eucharist and adore God in the Blessed Sacrament. Adoration before the Blessed Sacrament is the treasure of the Church. It gives strength and consolation, and renews us in hope and confidence for the task ahead.

When we help people by funding a car, or a donkey, by supplying Mass offerings or distributing the Child’s Bible; when we purchase host baking equipment for nuns or repair their heating boiler in Siberia; when we pay for the fuel for a boat on the Amazon so that a missionary can reach the



Pierre-Marie Morel,
Secretary-General



Phillip Collignon,
National Director

remotest villages; when we support the family apostolate in Western Europe or North America – then we are helping them to draw closer to God, so that they can say with still greater confidence, “Our Father...”

Whatever we give we will find again in Heaven. What we give helps us, too. For as the Holy Father tells us, it helps us to overcome the constant temptation to depend on material goods. The Pope is showing us the way. Speaking through Cardinal Bertone, he has urged us to take two particular areas still more to heart. Firstly, the media, which exercise enormous influence on the culture and life of men and women and which can be a priceless aid to us in the dissemination of the Good News. Secondly, those Churches throughout the Middle East whose traditions go back centuries and whose existence is threatened today. For in these countries too, the Holy Spirit can intervene, powerfully and creatively, to accomplish his mission and open countless hearts to Jesus Christ. He will show us “when it is time to speak of God and when it is better to say nothing and to let love alone speak. A Christian knows that God is love (cf. 1 Jn 4:8) and that God’s presence is felt at the very time when the only thing we do is to love” (Deus caritas est, 31).

Dear friends, here is a new mission for the years to come. We know that with God all things are possible. So here and now, together with Phillip Collignon, I thank you warmly for your generosity and your prayers.





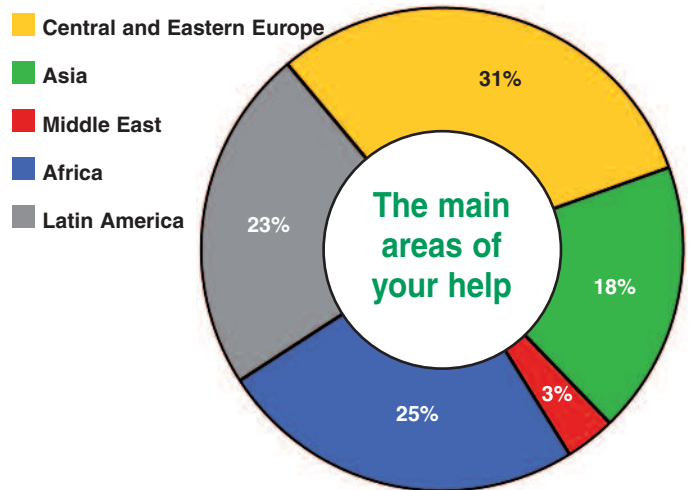
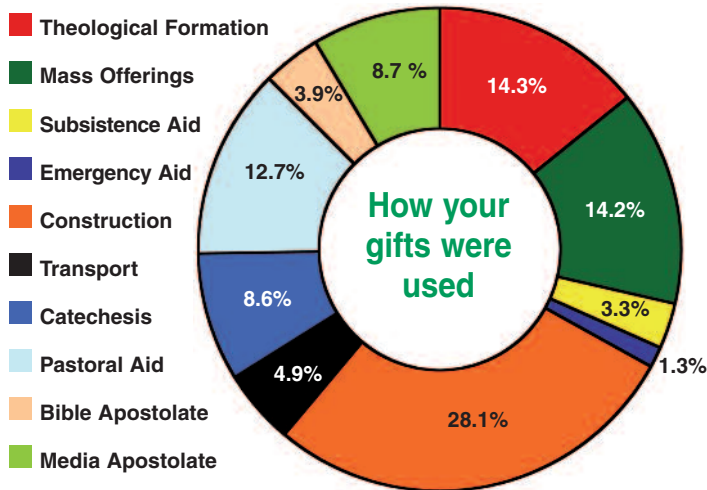
Income	€	%
Individual donations	45,232,436	56.2%
Mass Offerings	9,208,837	11.4%
Legacies	18,384,483	22.8%
Collections	2,828,126	3.5%
Other donations / income	4,239,758	5.3%
Total income	79,893,640	99.2%
Net financial result (Income)	649,737	0.8%
Total	80,543,377	100.0%

Expenditure	€	%
Expenses in fulfilment of the Church's mission	63,521,566	78.9%
Promotion and fundraising	10,172,792	12.6%
Administration	4,994,548	6.2%
Total expenditure	78,688,906	97.7%
<i>End-of-year surplus</i>	<i>1,854,471</i>	<i>2.3%</i>

The consolidated annual financial statements have been audited and certified by Ernst & Young. They are based on the financial statements of the National Offices. We will gladly supply these on request.

Income from donations 2007

Country	Currency	2006	2007	Country	Currency	2006	2007
Australia	Aus\$	2,818,611	2,482,341	Luxembourg	€	109,608	216,850
Austria	€	2,356,954	2,185,910	Netherlands	€	5,392,265	3,819,477
Belgium	€	10,738,124	4,370,516	Poland	zł	797,903	1,601,370
Brazil	Reais	4,167,720	4,077,825	Portugal	€	1,972,891	2,114,076
Canada	Can\$	1,675,063	2,275,095	Spain	€	5,903,451	6,590,713
Chile	Pesos	445,194,732	467,973,448	Switzerland	CHF	11,080,404	10,913,771
France	€	13,402,519	18,052,963	UK	£	6,157,651	6,776,126
Germany	€	10,412,977	9,541,275	USA	US\$	1,834,733	2,119,009
Father Werenfried Foundation (D)	€	335,168	1,768,714	International Secretariat	€	1,117,976	946,127
Ireland	€	3,688,531	3,467,241				
Italy	€	2,952,374	3,115,281				
				Total worldwide income (in €)	€ 81,182,222	€ 79,893,640	



Your love in 136 Countries during 2007 (in Euros)

Albania	73,899	Egypt	490,533	Madagascar	414,081	Sierra Leone	58,682
Angola	443,622	El Salvador	129,466	Malawi	242,925	Slovakia	1,183,371
Argentina	738,046	Equatorial Guinea	12,400	Malaysia	3,650	Slovenia	37,238
Armenia	22,100	Eritrea	300,331	Mali	282,898	Solomon Islands	30,800
Bangladesh	185,609	Estonia	6,000	Mexico	808,726	South Africa	239,744
Belarus	449,341	Ethiopia	608,275	Moldova	53,469	South Korea	32,166
Benin	155,886	Gabon	49,706	Mongolia	3,500	Sri Lanka	326,399
Bolivia	411,863	The Gambia	29,000	Montenegro	30,500	St Lucia	3,649
Bosnia-Herzegovina	925,112	Georgia	59,451	Morocco	17,200	Sudan	1,609,931
Botswana	19,400	Ghana	300,366	Mozambique	326,717	Swaziland	30,000
Brazil	4,312,625	Guatemala	110,146	Myanmar (Burma)	696,804	Syria	281,527
Bulgaria	216,698	Guinea-Bissau	17,500	Nepal	69,077	Tajikistan	23,500
Burkina Faso	321,742	Guinea-Conakry	38,546	Nicaragua	431,750	Tanzania	571,082
Burundi	165,754	Haiti	475,692	Niger	50,148	Thailand	20,500
Cameroon	553,937	Honduras	109,069	Nigeria	784,393	Togo	145,156
Cape Verde	24,000	Hungary	396,004	Pakistan	261,505	Trinidad and Tobago	22,390
Central African Rep.	385,573	India	3,909,757	Palestine	76,280	Tunisia	18,000
Chad	124,019	Indonesia	441,500	Panama	34,291	Turkey	59,387
Chile	642,635	Iran	101,179	Papua New Guinea	300,940	Turkmenistan	1,080
China	953,810	Iraq	388,393	Paraguay	178,908	Uganda	497,473
Colombia	1,222,005	Israel	395,497	Peru	1,093,599	Ukraine	4,437,554
Congo	334,929	Ivory Coast	182,769	Philippines	1,042,937	Uruguay	94,717
Costa Rica	13,941	Jordan	31,902	Poland	1,990,038	Uzbekistan	4,500
Croatia	774,592	Kazakhstan	307,878	Romania	1,147,757	Venezuela	255,601
Cuba	777,525	Kenya	443,896	Russia (Catholic)	921,863	Vietnam	1,160,797
Czech Republic	590,794	Kyrgyzstan	29,150	Russia (Ecumenical)	690,851	Western World	10,820,343
Dem. Rep. Congo	1,598,616	Laos	21,100	Russia (Orthodox)	683,200	Zambia	322,238
Djibouti	25,000	Latvia	160,754	Rwanda	525,241	Zimbabwe	184,673
Dominica	3,650	Lebanon	432,783	Samoa	18,438		
Dominican Republic	35,999	Liberia	45,714	São Tomé	10,000		
East Timor	134,050	Lithuania	267,142	Senegal	151,848		
Ecuador	180,590	Macedonia	53,258	Serbia	543,021		
				Total in Euros	63,521,566		